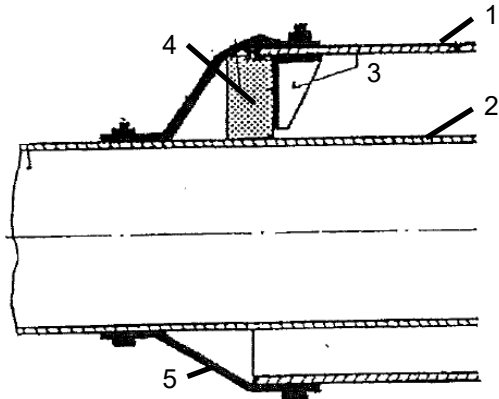






## Mounting instructions Supportsegment for Casing end Seal STM/TEMP



1. Casing pipe.
2. Media pipe.
3. Support bracket for support segment with build-in clips for mounting on Casing pipe.
4. Place the support segment on the media pipe and push it into the casing pipe until it is firmly against the support bracket.  
If the support segment is too large, it can be adjusted using a knife. Segments are installed on the upper half of the pipe.
5. Casing end seal in Rottolin.
6. Clamps in stainless steel.  
Lubricate the Casing end Seal with lubricant before tightening.

2-piece support segment



Result - see images below:



06-24-211

Forbehold mod tekniske ændringer